

Introduction to Semantic MediaWiki

Robis Koopmans - Wikibase Solutions

Who am I?

My name is Robis Koopmans
I'm a developer at Wikibase Solutions,
I specialize in Front-end development,
I have a background in design
I'm an opensource and MediaWiki enthusiast.






Semantic MediaWiki

Cessna

CESSNAPILOTS
ASSOCIATION

Search ... 

 Magazines

 Tech notes

 Model history

Magazines

Select a year ▾

Search in Magazines

CESSNAPILOTS
ASSOCIATION

January 2019 | www.cessna.org



Mike Steen's 1964 182G

Over Hood Canal

CESSNAPILOTS
ASSOCIATION

April 2019 | www.cessna.org


CESSNAPILOTS
ASSOCIATION

February 2019 | www.cessna.org



CESSNAPILOTS
ASSOCIATION

May 2019 | www.cessna.org



Rooftop application

October 2020



40 28 29 30 01 02 03 04
41 05 06 07 08 09 10 11
42 12 13 14 15 16 17 18
43 19 20 21 22 23 24 25
44 26 27 28 29 30 31 01

Team Johan



Team Frans



Team Ben



Opricht:

14/39012

Taak titel:

MFC de Poel

Datum:

10/05/2020



Uren: 4

Omschrijving:

Team Johan

Ma Di Wo

05 06 07

14/39012

MFC de Poel

De Hoeve 2 Netersel

Wikibase Solutions Modules

Workflow, Data management, Planning.

	Algemeen	Lokaal 1	Lokaal 2
WEEK 49			
DI 01 dec	AFSPRAAK SUSAN	VOL-VCA 6 JSM	
		B-VCA 3 JSM	
WO 02 dec	AFSPRAAK SUSAN		OA 3 BJM VHF 5
DO 03 dec		WFPr 2 JMRA	OA
VR 04 dec		WFPr	
ZA 05 dec			
ZO 06 dec			
WEEK 50			
MA 07 dec			HW3B 0 HW3A 0 HW3B HW3A
DI 08 dec		OA 6 HAD	
WO 09 dec	AFSPRAAK JOHAN AFSPRAAK SUSAN	WFPr 1 JMRA	
DO 10 dec		T&T 6 JSM WFPr 4 JSM	VVL-H 0 JMRA
VR 11 dec		T&T	VVL-H
ZA 12 dec			
ZO 13 dec			
WEEK 51			
MA 14 dec		OA 4 HAD	VVL-H 0 JMRA
DI 15 dec		OA	VVL-H
WO 16 dec		B-VCA 0 VOL-VCA 0	
DO 17 dec	VOL-VCA 7 JSM	WFPr 0 JMRA	BW 2 HAD
VR 18 dec			

—
Front-end

Back-end

Template

You can see a wiki template as a **function**, it can have as many inputs as you like, inside the template it can do all kinds of magic and it will output HTML.

Input parameters → MediaWiki Template → HTML output

```
{{Template name  
|Parameter 1=Value1  
|Parameter 2=Value2  
}}
```

```
{{#sub:{{{Parameter  
1}}}|-1 }}  
  
<h1>{{{Parameter 2}}}  
</h1>
```

```
1  
  
<h1>Value2</h1>
```




Ingredients

We are using these ingredients

→ **{}#Set:**

Set properties on MediaWiki pages

{}#Subject:

Create objects

→ **{}#Ask:**

Query those properties

{}#Show:

Show single property

Set function

The set functions let us set properties on our MediaWiki pages

```
{{#set:Property1=Value1|Property2=Value2}}
```

Shorthand for

```
[[Property1::Value1| ]]  
[[Property2::Value2| ]]
```

Ask query

The ask function lets us query properties we set with the set function

```
{#ask:[Property::Value]  
|?Printout  
|Parameter=value  
}}
```

The Ask Query

Main query

Class of pages to return

[[Class::News item]]

[[Type::!Test]]

[[Modification date::>1-1-2015]]

Exclude

Don't return test pages

Filter by date

Return pages modified after the first day of 2015

The Ask Query Printouts

?Title



Return the Title property of the found page

?-News item



Return the pages with a property named 'News item' with the found page as value

?Modification date#-F[Y/m/d H:i:s]



Return the Modification date of the page preformatted F[Y/m/d H:i:s]

?-News item.Title = ImageTitle



Return the Title of a pages with a property named 'News item' with the found page as value and rename the property to 'ImageTitle'

The Ask Query Parameters

Limit=20



Return a maximum of 20 results

Format=Table



The result format to use for displaying the output

Link=None



Don't create links for page type properties

Sort=Modification date



Sort the results by Modification date

Result formats





Table showing data for various groups and metrics:

Group DE	20
Group DD	20
Group DE	20
Group DD	20
Group AA	122
Group AA	28
Group BB	91
Group CC	21
Group DD	121

News item page

Let say we want to create a simple news section, this is how the wiki page source code for each news item could look like.

```
{{News item |<!-- the name of the template -->  
|Title=My first news item  
|Text content=This is my first news item content  
}}
```


My first news item

This is my first news item content



Example result

If we visit the page it will display a single news item

Latest news

My third news item

This is my third news item content [Read more](#)

My second news item

This is my second news item cont [Read more](#)

My first news item

This is my first news item content [Read more](#)



Example news section

For our news section we want a nice overview displaying the latest news items.

News item Template

Setting the properties inside the 'News item' template

```
#{@set:Class=News item  
|Title={{Title}}}  
|Excerpt=#{@sub:{{Text content}}}|0|33}  
}}
```



#{@set:

This will store the News items Title and the first part of the Text content

Set property type

You need to set the type of the property

//YourWiki.com/Property:Property name

```
[[Has type::Text]]
```

News item Template

Finished template

```
<includeonly>
  {{#set:Class=News item
  |Title={{Title}}}
  |Excerpt={{#sub:{{Text content}}}0|33}}
</includeonly>
<div class="news--card">
  <h1>{{Title}}</h1>
  <p>{{Text content}}</p>
</div>
```

Latest news

My third news item

This is my third news item content [Read more](#)

My second news item

This is my second news item cont [Read more](#)

My first news item

This is my first news item content [Read more](#)

{{#ask

```
{{#ask:{{Class::News item}}
|?=Page
|?Title
|?Excerpt
|?Modification date
|limit=3
|sort=Modification date
|order=desc
|format=template
|template=News feed item
|named args=yes
|link=None
}}
```

Latest news

My third news item

This is my third news item content [Read more](#)

My second news item

This is my second news item cont [Read more](#)

My first news item

This is my first news item content [Read more](#)

{{#ask

```
<div class="news">
<h1>Latest news</h1>
{{#ask:[Class::News item]
|?=Page
|?Title
|?Excerpt
|?Modification date
|limit=3
|sort=Modification date
|order=desc
|format=template
|template=News feed item
|named args=yes
|link=None
}}
</div>
```

News feed item Template

Result Template

```
<div class="news__item--card">
  <h3>{{{Title}}}</h3>
  <small>
    {#{time: d M Y|{{{Modification date}}}} }
  </small>
  <p>
    {{{Excerpt}}}
    <span>[[{{{Page}}}] Read more</span>
  </p>
</div>
```


My first news item

This is my first news item content [Read more](#)

JavaScript Ask Query

Example

```
var params = {  
  action: 'ask',  
  query: '[[Class::News item]][[Title::~~*'+input.value+'*]]?Title|sort=Title|limit=20|order=desc',  
  format: 'json'  
},  
var api = new mw.Api();  
  
api.get( params ).done( function ( data ) {  
  
  //do stuff with data  
  
})
```